

**CITY OF STORM LAKE
AIRPORT COMMISSION MEETING
STORM LAKE MUNICIPAL AIRPORT
AIRPORT MEETING ROOM
OCTOBER 13, 2025
4:00 PM**



City of Storm Lake
PO Box 1086
Storm Lake, IA 50588
p (712) 732-8000
f (712) 732-4114

AGENDA

Access to the official meeting can also be done through the following ways:

BY TELEPHONE

Dial: 1-312-626-6799 or toll-free 1-888-475-4499

Zoom Meeting ID: 861 3659 4632

BY COMPUTER:

<https://us06web.zoom.us/j/86136594632>

A. Call The Meeting To Order

B. New Business

1. September 2025 Airport Minutes
2. September 2025 Financial Report
3. September 2025 Fuel Report
4. Airport Manager's Monthly Report
5. Airport Capital Improvement Plan
6. Administration Report

C. Adjourn

Meeting Protocol

If you wish to speak today, please:

1. To speak on an agenda item, please approach the podium when that agenda item is called, and upon recognition by the Chair, identify yourself by stating your name and address.
2. If your issue is not a topic on the agenda, please approach the podium under the "Hear the Public" agenda item, and upon recognition by the Chair, identify yourself by stating your name and address.
3. Please keep your remarks to three (3) minutes or less.
4. If you require accommodation for this meeting, including but not limited to translation services, hearing assistance, or accessibility, please contact the City Clerk at least four (4) hours prior to the start of the meeting.

Staff Summary

10/13/2025
Agenda Item # B.1.



REPORT TO: Commissioners

FROM: Mayra Martinez, City Clerk

SUBJECT: September 2025 Airport Minutes

BACKGROUND: Approve September 8, 2025 Airport Minutes

FISCAL IMPACT:

RECOMMENDATION:

ATTACHMENTS:

- 1. 09/08/2025 Airport Minutes

**, Storm Lake Airport Commission
Regular Meeting, Airport Terminal
Monday, September 8, 2025, 4:00 P**

Present: Commission Chairperson Robert Ansorge, Commission Members Nathaniel Kitzrow Cynthia Turner, Gary Worthan, and Jason Dierking. Absent: None.

Staff Present: Tyler Gibbins

Public Attendance: John Bartholomew and Garrett Jacobs- Bolton & Menk (via Zoom).

Chairman Bob Ansorge called the meeting to order at 4:05 pm.

New Business

Minutes - Moved by Commissioner Worthan to approve the August 2025 Airport Minutes. Seconded by Commissioner Kitzrow. Vote: All ayes. Motion carried.

Financial Report - Moved by Commissioner Dierking to approve the August 2025 Financial Report. Seconded by Commissioner Turner. Vote: All ayes. Motion carried

Fuel Report - Moved by Commissioner Dierking to approve the August 2025 Fuel Report. Seconded by Commissioner Kitzrow. Vote: All ayes. Motion carried.

Airport Manager's Monthly Report – Tahnee Mara came and worked on the Veeter-Root. Dr Chad Lavrich returned by mail the missing courtesy keys. Adjusted the micro switch on hangar door B. Removed a flat tire on hangar B and took it to A&A Auto. They put a new tube in the tire, and we re-installed the tire. We had no electricity in hangars A and B. Called R&R Electric for repairs and they found a break in the underground cable which they had to dig it up to repair it.

Request from the Commission on how to proceed with ordering AV Gas, partial load will increase price, or full order but risk holding the fuel longer than 1 year. Commission recommends ordering the partial load.

Courtesy car usage 8 times miles: 115

Fuel meter readings:

Jet-A 777,779 3,674 gallons

Av Gas 177,821.4 2,686 gallons

Administration Report-

Airport Capital Improvement Plan - The Airport Capital Improvement Plan (ACIP) outlines projects through 2030. The plan also includes long-range projects the commission deems necessary for future development. Discussion and direction from the commission on how to proceed with priority is required to draft the ACIP documents for FAA submittal this year.

**, Storm Lake Airport Commission
Regular Meeting, Airport Terminal
Monday, September 8, 2025, 4:00 P**

Additional action will be taken by the Commission and City Council prior to submittal to the FAA.

Apron Construction Design Project - Both grant agreements, ACIP and BIL, have been fully executed by the City and the FAA.

Adjourn – Moved by Commissioner Dierking to adjourn at 4:14 pm. Seconded by Commissioner Worthan. Vote: All ayes. Motion carried.

Mayra A. Martinez, City Clerk

Staff Summary

10/13/2025
Agenda Item # B.2.



REPORT TO: Commissioners

FROM: Tyler Gibbins, Finance Director

SUBJECT: **September 2025 Financial Report**

BACKGROUND: Please see the following attachments:

- Revenues vs Expenses
- Airport P&L
- Project Update Report
- Hangar Rental Report

The first set of reports are the detail report for revenues and expenses. Under "Total Activity" you will find the total revenues for September were \$14,123.58 and the Expenses were \$25,664.07, of which \$16,120 were for the installation of the electrical cable to the Veeder Root.

We have generated \$2,972.06 more in expenses than revenues for the current fiscal year.

The next report is the airport's P&L, which includes all the non-operating revenue and expenses related to the airport.

The next report gives the overview of the airport projects. This also allows staff to give real-time updates of where a project stands financially vs the budget and/or contracts.

The final report shows the current status of the hangar rental at the Airport. There are 3 hangar spaces available in Hangar A, 2 in Hangar B, and 1 in Hangar D.

FISCAL IMPACT: Total expenses for the month were \$25,664.07 and total revenues were \$14,123.58.

RECOMMENDATION: Review and Approve the Financial Report

ATTACHMENTS:

1. Revenue vs Expense Report
2. September 2025 P&L
3. Project Report
4. Hangar Report



Storm Lake, IA

Detail vs Budget Report

Account Detail

Date Range: 09/01/2025 - 09/30/2025

Account	Name	Encumbrances	Fiscal Budget	Beginning Balance	Total Activity	Ending Balance	Budget Remaining	% Remaining
001 - General Fund								
Revenue								
001-2080-02-4310	Airport Hangar Rent	0.00	-53,600.00	-6,255.00	-2,580.00	-8,835.00	-44,765.00	-83.52 %
Post Date	Packet Number	Source Transaction	Pmt Number	Description	Vendor	Project Account	Amount	
09/03/2025	CLPKT06222	04.02.09.2025		CLPKT06222			-975.00	
09/09/2025	CLPKT06253	03.08.09.2025		CLPKT06253			-345.00	
09/12/2025	CLPKT06269	03.12.09.2025		CLPKT06269			-185.00	
09/22/2025	ARPKT01046	Bank Draft Packet: ARPK...		Bank Drafts for Invoice Packet ARPKT0104...			-1,075.00	
001-2080-02-4340	Airport Ag Sales	0.00	-61,000.00	0.00	0.00	0.00	-61,000.00	-100.00 %
001-2080-02-4710	Airport Utilities	0.00	-3,000.00	-210.00	-105.00	-315.00	-2,685.00	-89.50 %
Post Date	Packet Number	Source Transaction	Pmt Number	Description	Vendor	Project Account	Amount	
09/03/2025	CLPKT06222	04.02.09.2025		CLPKT06222			-105.00	
001-2080-02-4750	Airport Gasoline	0.00	-320,000.00	-45,218.89	-11,438.58	-56,657.47	-263,342.53	-82.29 %
Post Date	Packet Number	Source Transaction	Pmt Number	Description	Vendor	Project Account	Amount	
09/03/2025	CLPKT06222	04.02.09.2025		CLPKT06222			-340.74	
09/04/2025	CLPKT06229	04.03.09.2025		CLPKT06229			-72.11	
09/05/2025	CLPKT06230	04.04.09.2025		CLPKT06230			-82.67	
09/09/2025	CLPKT06253	03.08.09.2025		CLPKT06253			-1,626.49	
09/10/2025	CLPKT06254	03.09.09.2025		CLPKT06254			-507.45	
09/11/2025	CLPKT06256	03.10.09.2025		CLPKT06256			-2,912.94	
09/12/2025	CLPKT06269	03.12.09.2025		CLPKT06269			-656.12	
09/16/2025	CLPKT06282	03.15.09.2025		CLPKT06282			-1,131.83	
09/18/2025	CLPKT06286	04.17.09.2025		CLPKT06286			-1,412.77	
09/24/2025	CLPKT06303	04.23.09.2025		CLPKT06303			-2,151.36	
09/26/2025	CLPKT06311	03.25.09.2025		CLPKT06311			-10.24	
09/30/2025	CLPKT06322	04.29.09.2025		CLPKT06322			-373.18	
09/30/2025	CLPKT06326	03.30.09.2025		CLPKT06326			-160.68	
Revenue Totals:		0.00	-437,600.00	-51,683.89	-14,123.58	-65,807.47	-371,792.53	-84.96 %
Expense								
001-2080-02-6310	Repairs/Maintenance Bldg	0.00	11,500.00	0.00	0.00	0.00	11,500.00	100.00 %

Detail vs Budget Report

Date Range: 09/01/2025 - 09/30/2025

Account	Name	Encumbrances	Fiscal Budget	Beginning Balance	Total Activity	Ending Balance	Budget Remaining	% Remaining
001-2080-02-6332	Vehicle Repair	0.00	1,000.00	0.00	62.92	62.92	937.08	93.71 %
Post Date	Packet Number	Source Transaction	Pmt Number	Description	Vendor	Project Account	Amount	
09/15/2025	APPKT01037	070766	83298	Tire Repair	001022 - A & A Automotive		62.92	
001-2080-02-6371	Electric Service	0.00	8,599.61	1,298.35	0.00	1,298.35	7,301.26	84.90 %
001-2080-02-6373	Telecommunications	0.00	1,200.00	0.00	0.00	0.00	1,200.00	100.00 %
001-2080-02-6408	Insurance	0.00	13,245.00	0.00	0.00	0.00	13,245.00	100.00 %
001-2080-02-6494	Operator Contract	0.00	75,475.39	12,579.24	6,289.62	18,868.86	56,606.53	75.00 %
Post Date	Packet Number	Source Transaction	Pmt Number	Description	Vendor	Project Account	Amount	
09/15/2025	APPKT01037	September 2025 Airport...	6827	September 2025 Airport Contract	001069 - Jim Bartholomew		6,289.62	
001-2080-02-6499	Contractual Services	0.00	17,500.00	5,435.00	3,191.53	8,626.53	8,873.47	50.71 %
Post Date	Packet Number	Source Transaction	Pmt Number	Description	Vendor	Project Account	Amount	
09/02/2025	APPKT01033	08/13/2025 - Postage	6787	Postage	001181 - Pitney Bowes Inc		15.83	
09/02/2025	APPKT01033	1st Half FY 2026 Property..	83262	Property Taxes- Pickhinke Property	001155 - Buena Vista County Treasurer		262.00	
09/02/2025	APPKT01033	1st Half FY 2026 Property..	83262	Property Taxes- Foell Property	001155 - Buena Vista County Treasurer		116.00	
09/02/2025	APPKT01033	1st Half FY 2026 Property..	83262	Property Taxes- Foell Property	001155 - Buena Vista County Treasurer		430.00	
09/02/2025	APPKT01033	1st Half FY 2026 Property..	83262	Property Taxes- Carlson Property	001155 - Buena Vista County Treasurer		156.00	
09/02/2025	APPKT01033	60043	6786	2025 UST Annual Testing - Minus Taxes	001680 - Peter Tim Petersen		500.00	
09/02/2025	APPKT01033	August 2025	83272	Water Service	001073 - Iowa Lakes Regional Water		141.06	
09/15/2025	APPKT01037	09/09/2025 - Postage	6841	Postage	001181 - Pitney Bowes Inc		7.40	
09/15/2025	APPKT01037	114410	83299	Pest Control Service	001078 - ABC Pest Control, Inc		95.55	
09/15/2025	APPKT01037	114729	83299	Pest Control Service - Quarterly - SL Airport	001078 - ABC Pest Control, Inc		199.50	
09/15/2025	APPKT01037	898239	6807	Legal Services	001023 - Ahlers & Cooney, P.C.		1,116.00	
09/15/2025	APPKT01037	August 2025	6848	Garbage Services	002126 - SGS, LLC		53.75	
09/15/2025	APPKT01037	September 2025 - Alrport	6844	Phone Service	001070 - Qwest Corporation		98.44	
001-2080-02-6503	Merchandise for resale	0.00	270,000.00	22,854.71	0.00	22,854.71	247,145.29	91.54 %
001-2080-02-6599	Supplies	0.00	10,000.00	948.16	0.00	948.16	9,051.84	90.52 %

Detail vs Budget Report

Date Range: 09/01/2025 - 09/30/2025

Account	Name	Encumbrances	Fiscal Budget	Beginning Balance	Total Activity	Ending Balance	Budget Remaining	% Remaining
001-2080-08-6750	Bldg Capital Improvements	0.00	0.00	0.00	16,120.00	16,120.00	-16,120.00	0.00 %
Post Date	Packet Number	Source Transaction	Pmt Number	Description	Vendor	Project Account	Amount	
09/02/2025	APPKT01033	202553	83285	Install New Probe Cables	002695 - Tahnee Mara, Inc		16,120.00	
Expense Totals:		0.00	408,520.00	43,115.46	25,664.07	68,779.53	339,740.47	-83.16 %
001 - General Fund Totals:		0.00	-29,080.00	-8,568.43	11,540.49	2,972.06	-32,052.06	-110.22 %
Report Total:		0.00	-29,080.00	-8,568.43	11,540.49	2,972.06	-32,052.06	-110.22 %

Fund Summary

Fund	Encumbrances	Fiscal Budget	Beginning Balance	Total Activity	Ending Balance	Budget Remaining	% Remaining
001 - General Fund	0.00	-29,080.00	-8,568.43	11,540.49	2,972.06	-32,052.06	
Report Total:	0.00	-29,080.00	-8,568.43	11,540.49	2,972.06	-32,052.06	

City of Storm Lake

Airport Profit/Loss Statement

September 2025

	Budget	Activity	Remaining
Revenue from Operations:			
Hangar Rent	\$ 53,600.00	\$ 8,835.00	\$ 44,765.00
Utility Rent	\$ 3,000.00	\$ 315.00	\$ 2,685.00
Fuel Sales	\$ 320,000.00	\$ 56,657.47	\$ 263,342.53
Misc Airport Rev	\$ -	\$ -	\$ -
	\$ 376,600.00	\$ 65,807.47	\$ 310,792.53
Revenue from Non-Operations:			
			\$ -
Ag Land Rent	\$ 61,000.00	\$ -	\$ 61,000.00
Tsfr for Capital		\$ 16,120.00	\$ (16,120.00)
	\$ 61,000.00	\$ 16,120.00	\$ 44,880.00
Expenses from Operations:			
			\$ -
Building Maint/Repairs	\$ 11,500.00		\$ 11,500.00
Vehicle Repairs	\$ 1,000.00	\$ 62.92	\$ 937.08
Electric Service	\$ 8,599.61	\$ 1,298.35	\$ 7,301.26
Telecommunications	\$ 1,200.00		\$ 1,200.00
Operator Contract	\$ 75,475.39	\$ 18,868.86	\$ 56,606.53
Services	\$ 17,500.00	\$ 8,626.53	\$ 8,873.47
Supplies	\$ 10,000.00	\$ 948.16	\$ 9,051.84
	\$ 125,275.00	\$ 29,804.82	\$ 95,470.18
Expenses Non-Operating:			
			\$ -
COGS	\$ 270,000.00	\$ 22,854.71	\$ 247,145.29
Capital Improvements	\$ -	\$ 16,120.00	\$ (16,120.00)
Insurance	\$ 13,245.00		\$ 13,245.00
Grounds Maint (Rec)**		\$ 6,468.75	\$ (6,468.75)
	\$ 283,245.00	\$ 45,443.46	\$ 237,801.54
Net Profit/(Loss)	\$ 29,080.00	\$ 6,679.19	

**	Snow Removal	Lawn Care
Labor	\$ -	\$ 5,175.00
Equipment	\$ -	\$ 1,293.75



Storm Lake, IA

Project Activity vs Budget Report

By Project Number

Date Range: 09/01/2025 - 09/30/2025

Project Number	Project Name	Group	Type	Status				
24X.136745	Apron Expansion Improvements	Airport Projects	Construction	Active				
Revenues			Beginning Balance	Total Activity	Ending Balance	Budget Remaining		
Account Key	Account Name		Total Budget	Date Range Budget				
30100026-04	Apron Expansion- FAA Funds		-271,604.00	-271,604.00	0.00	0.00	0.00	-271,604.00
	Total Revenues:		-271,604.00	-271,604.00	0.00	0.00	0.00	-271,604.00
Account Key	Account Name		Total Budget	Date Range Budget	Beginning Balance	Total Activity	Ending Balance	Budget Remaining
30100026-05	Apron Expansion- Local Match		-14,296.00	-14,296.00	-27,000.00	0.00	-27,000.00	12,704.00
	Total Revenues:		-14,296.00	-14,296.00	-27,000.00	0.00	-27,000.00	12,704.00
Expenses			Beginning Balance	Total Activity	Ending Balance	Budget Remaining		
Account Key	Account Name		Total Budget	Date Range Budget				
30100026-02	Apron Expansion- Eng		265,000.00	265,000.00	10,000.00	0.00	10,000.00	255,000.00
	Total Expenses:		265,000.00	265,000.00	10,000.00	0.00	10,000.00	255,000.00
Account Key	Account Name		Total Budget	Date Range Budget	Beginning Balance	Total Activity	Ending Balance	Budget Remaining
30100026-12	Apron Expansion- Env Study		20,900.00	20,900.00	20,900.00	0.00	20,900.00	0.00
	Total Expenses:		20,900.00	20,900.00	20,900.00	0.00	20,900.00	0.00
	24X.136745 Total:		0.00	0.00	3,900.00	0.00	3,900.00	-3,900.00

FY 2025-2026 Hangar Rent

Hangar	Price/Month	# of spots available	# Rented
A	65.00	4	1
B	65.00	4	2
C	This is VT's Hangar		
D	80.00	6	5
E	95.00	6	6
F	135.00	5	5
F	150.00	1	1
		26	20 TOTAL

Staff Summary

10/13/2025
Agenda Item # B.3.



REPORT TO: Commissioners

FROM: Tyler Gibbins, Finance Director

SUBJECT: September 2025 Fuel Report

BACKGROUND: Please find the following attachments for your review:

- Sales Report
- Fuel Readings Report
- Running Total for Fuel
- Credit Card Reconciliation

On the sales report please note the following key pieces of information:

- Total sales for the month were \$11,508.32
- AV Gas = \$3,449.71 or 22.24% of the total sales (585.010 gallons)
- Jet Fuel = \$8,058.61 or 77.76% of the total sales (2,045.200 Gallons)
- Hangar Renters accounted for \$1,677.89 of the total sales or 14.58%
- The Fixed Based Operator (FBO) accounted for \$3,940.34 of fuel sales or 34.24%
- Outside non-based aircraft accounted for \$5,890.09 of the total sales or 51.18%
- Test card is \$0.00 which is 0.00% of the total sales

At the bottom of the report you can see the price we are selling each product.

On the Fuel Readings Report note the AV Gas on the Mechanical reading is showing we should have sold 3.44 gallons more.

On the Fuel Readings Report note the Jet A Fuel on the Mechanical reading for the month is showing we sold 0.800 gallons more.

The next report is a month-to-month running total to track the amount of fuel pumped. You can see in the Running Total for Fuel report the overall difference of both AV Gas & Jet A Fuel.

Finally, the last report is a reconciliation of the credit card receipts and expenses related to the fuel sales at the Airport. The bank deposits plus the service charges equal the amount purchased at the terminal. In order to balance with the terminal system, we must only take what was purchased in the month according to the transaction date. There is a lag of a few days after the sale so we must add the outstanding transactions that come in the following month.

To reconcile our books for the month from the financial report to the bank we must take the amount received in our books (\$11,438.58) and remove the August transaction (\$165.16) that hit the GL in September and then add the service charges and testing transactions to balance (\$11,508.32).

You can see the service charges are \$234.90 for the month and the amount used for monthly testing was \$0.00.

FISCAL IMPACT: Total Fuel Sales for the month of September were \$11,508.32.

RECOMMENDATION: Review and Approve the Fuel Report.

ATTACHMENTS:

1. Sales Report
2. Fuel Physical Readings
3. Running Total for Fuel
4. Reconciliation

City of Storm Lake Airport Fuel Report

\$ Amount

	Sales Breakout	AV Gas	Jet Fuel
Test Card	\$ -		
Hangar Renters	\$ 1,677.89	\$ 186.20	\$ 1,491.69
Of which is VT	\$ -		
Bart's Flying Service	\$ 3,940.34	\$ 967.96	\$ 2,972.38
Credit Cards	\$ 5,890.09	\$ 2,295.55	\$ 3,594.54
Other Purchases	\$ -		
	\$ 11,508.32	\$ 3,449.71	\$ 8,058.61
Total FM Sales=	\$ 11,508.32		

Gallons

	Sales Breakout	AV Gas	Jet Fuel
Test Card	-		
Hangar Renters	334.640	28.340	306.300
Of which is VT	-		
Bart's Flying Service	1,208.070	207.270	1,000.800
Credit Cards	1,087.500	349.400	738.100
Other Purchases	-		
	2,630.210	585.010	2,045.200
Total FM Sales=	2,630.210		

Price of Fuel:

Beginning	6.57	4.87
End	6.57	4.87

City of Storm Lake Airport Fuel Report

	AV Gas	Jet Fuel
Beginning Fuel Reading	2,686.000	3,674.000
Before Fueling		1,563.000
After Fueling		9,104.000
Before Fueling		
After Fueling		
Fuel Added for Month	-	7,469.000
Ending Fuel Reading	2,144.000	9,104.000
Total=	569.270	2,039.000

	Stick Reading	
Beginning Fuel Reading	2,707.000	25 3/8
Before Fueling		1563 19 1/2
After Fueling		9084 79
Before Fueling		7,521.000
After Fueling		
Fuel Added for Month	-	7,521.000
Ending Fuel Reading	2,148.000	21 1/2
Total=	586.270	9,157.00 79 7/8

	Mechanical Reading	
Beginning Fuel Reading	177,821.400	777,779.000
Before Fueling		
After Fueling		
Fuel Added for Month		
Ending Fuel Reading	178,375.700	779,825.000
Total=	581.570	2,046.000

Next Mo Sales b4 Reading	27.270	
Actual	585.01	2,045.20

City of Storm Lake

Airport Fuel Report

Running Month to Month Difference in Fuel Redings
Calendar Year 2025

		<u>AV Gas</u>						172,662.200	
Start Read=		VeterRoot System		Stick Reading		Mechanical Reading			
		Overall	This Mo.			Overall	This Mo.	Overall	This Mo.
January	Long	7.310	7.310	Long	26.31	26.31	Long	86.400	86.400
February	Short	7.130	-0.180	Long	54.93	28.62	Short	86.380	-0.020
March	Short	-1.370	-8.500	Short	14.43	-40.5	Short	84.400	-1.980
April	Short	-9.620	-8.250	Short	8.18	-6.25	Short	82.930	-1.470
May	Short	-12.720	-3.100	Short	-3.92	-12.1	Long	99.930	17.000
June							Short	76.590	-23.340
July							Short	67.450	-9.140
August				Short	-22.4	-18.48	Short	63.470	-3.980
September	Short	-28.460	-15.740	Long	-21.14	1.26	short	60.030	-3.440
October									
November									
December									
Total Difference=		-28.460			-21.14			60.030	

		<u>Jet A</u>						753,560.000	
Start Read=		VeterRoot System		Stick Reading		Mechanical Reading			
		Overall	This Mo.			Overall	This Mo.	Overall	This Mo.
January				Short	-85.500	-85.5	Long	36.500	36.500
February				Short	-191.600	-106.1	Short	-26.600	-63.100
March				Short	-265.200	-73.6	Long	39.800	66.400
April				Long	-243.500	21.7	Long	41.500	1.700
May				Long	-202.5	41	Long	41.700	0.200
June				Short	-258.1	-55.6	Long	42.100	0.400
July				Short	-335.9	-77.8	Long	43.300	1.200
August				Short	-344.4	-8.5	Long	43.800	0.500
September	Short	-6.200	-6.200	Long	-324.6	19.8	Long	44.600	0.800
October									
November									
December									
Total Difference=		-6.200			-324.6			44.600	

Note: The Long/Short Amount is the difference from our readings to what the Fuel Master System reads.

City of Storm Lake Airport Fuel Report

	Bank Deposits	Service Charge	Total Purchases	Date of Transaction	
Total Eastern Deposits:	\$ 32.19	\$ 0.66	\$ 32.85	August	29
	\$ 132.97	\$ 2.71	\$ 135.68	August	30
	\$ 175.58	\$ 3.58	\$ 179.16	September	1
	\$ 72.11	\$ 1.47	\$ 73.58	September	2
	\$ 82.67	\$ 1.69	\$ 84.36	September	3
	\$ 1,626.49	\$ 22.24	\$ 1,648.73	September	5, 6, 7
	\$ 507.45	\$ 0.41	\$ 507.86	September	8
	\$ 2,912.94	\$ 59.44	\$ 2,972.38	September	9
	\$ 656.12	\$ 18.55	\$ 674.67	September	10
	\$ 206.30	\$ 4.21	\$ 210.51	September	11
	\$ 925.53	\$ 14.75	\$ 940.28	September	12, 13, 14
	\$ 1,412.77	\$ 39.95	\$ 1,452.72	September	15
	\$ 1,715.76	\$ 47.91	\$ 1,763.67	September	17
	\$ 75.08	\$ 1.53	\$ 76.61	September	18
	\$ 238.14	\$ 5.56	\$ 243.70	September	20, 21
	\$ 122.38	\$ 2.50	\$ 124.88	September	22
	\$ 10.24	\$ 0.21	\$ 10.45	September	24
	\$ 315.15	\$ 6.43	\$ 321.58	September	25
	\$ 58.03	\$ 1.19	\$ 59.22	September	26, 27
			\$ -		
			\$ -		
			\$ -		
			\$ -		
	\$ 11,277.90	\$ 234.99	\$ 11,512.89		
Outstanding:	\$ 160.68	\$ 3.28	\$ 163.96	September	29
			\$ -		
			\$ -		
			\$ -		
			\$ -		
			\$ -		
			\$ -		
	\$ 160.68	\$ 3.28	\$ 163.96		
Totals:	\$ 11,438.58	\$ 238.27	\$ 11,676.85		

Totals=	\$ 11,508.32	\$ 11,508.32	Total Sales		City Billings
	\$ 234.90	Service Charges		\$ -	(Test Card)

Staff Summary

10/13/2025
Agenda Item # B.4.



City of Storm Lake
PO Box 1086
Storm Lake, IA 50588
p (712) 732-8000
f (712) 732-4114

REPORT TO: Commissioners

FROM: Tyler Gibbins, Finance Director

SUBJECT: **Airport Manager's Monthly Report**

BACKGROUND: The Manager's agreement with the Storm Lake Airport Commission calls for the manager to present a monthly report to the Commission on various items for the past month. The topics that are to be included in the report are as follows:

- Pilot Activity - Report shall include a list of the tail numbers of all aircraft located on the grounds within an hour of opening and closing (excluding based aircraft)
- Airport Maintenance - Report shall identify any maintenance issues arising or discovered during the reporting period
- Student Pilots - Report on the number of student pilots currently enrolled in lessons and their training status
- Critical Systems - Report on the critical systems at the airport including but not limited to the AWOS system, runway lighting, and other navigational aids.
- Courtesy Car - Report on the number of uses and miles driven
- Marketing Efforts - Report on any efforts made by the Manager to promote the Airport
- Overnight Rentals - Identify the number of overnight rentals that took place
- NOTAMS - Report on the number and reason for any NOTAMS issued during the reporting period
- Weekly Grounds Inspection - Provide copies of the weekly ground inspection sheets showing any issues or concerns

FISCAL IMPACT: No fiscal impact to the filing of the report. The report may identify items and issues that will require expenditures to resolve.

RECOMMENDATION: Review the Attached Report Prepared By the Manager, Bart's Flying Service.

ATTACHMENTS:

1. Manager's Report

Bart's Flying Service Mangers Report September, 2025

9/09 Checked VT's hangar and found water leak in the north west corner.
9/15 checked runway 6/24 for badger activity.
9/27 Called out to the airport to help remove N777ML from hangar A for the salvage company that came to get it.
9/29 Ordered a tanker of jet A fuel.
Ordered a ½ load of 100 LL avgas.
9/30 Received 7499 gallons of jet A fuel.

Courtesy car usage 8 miles 351
Fuel meter readings
Jet-A 779825 / 9104 gallons
Avgas 178375.7 / 2144gallons

Staff Summary

10/13/2025
Agenda Item # B.5.



REPORT TO: Commissioners

FROM: Tyler Gibbins, Finance Director

SUBJECT: **Airport Capital Improvement Plan**

BACKGROUND: The Airport Capital Improvement Plan (ACIP) outlines projects through 2030. The plan also includes long-range projects the commission deems necessary for future development.

The ACIP attached is the document received by the FAA regarding the Airport's future project outlay. Discussion and direction from the commission on how to proceed with priority is required to draft the ACIP documents for FAA submittal this year.

FISCAL IMPACT: The projects in discussion, if approved, are funded 90% by the FAA and 10% by the Airport Commission through the City of Storm Lake. State projects would be determined at the time of request with an estimated 15% to 25% local match.

RECOMMENDATION: Review the ACIP discussion package and direct staff how to proceed.

ATTACHMENTS:

- 1. Storm Lake
- 2. Storm Lake CIP Discussion Package

Proposed Airport Capital Plan

Estimated Available Entitlement Summary					
	2023 ¹	2024	2025	2026 ²	Total
AIP	\$150,000	\$150,000	\$150,000	\$150,000	\$600,000
IJA ³	\$108,896	\$144,000	\$137,000	\$137,000	\$526,896

You have funds that expire on September 30, 2026

You have funds that expire on September 30, 2026

¹ FFY 2023 AIP Entitlement will expire in FFY 2026

² FFY 2026 AIP Nonprimary Entitlement unknown pending legislation - \$150,000 is assumed for planning

³ IJA Allotment is recalculated each fiscal year (previous FY's amount assumed for planning)

City	Site	LOC	Project Description	Runway	Planned FFY	Federal Share for Project Phase (Typically 90% of Eligible Cost)	Estimated Total Project Cost	NPR	Project Phase	Project Remarks	Details
Storm Lake	Storm Lake Municipal	SLB	Expand Apron		2026	\$ 576,500	\$ 1,389,583	61	3/4	Expand transient apron to the south 100' (~7500 sq yds). ADG B-II aircraft.	Construction [NPE portion]
Storm Lake	Storm Lake Municipal	SLB	Expand Apron		2026	\$ 472,000	\$ 1,389,583	61	4/4	Expand transient apron to the south 100' (~7500 sq yds). ADG B-II aircraft.	BIL AIG - Construction

BILA

Future Projects

Install Runway Visual Guidance System	13/31	O	\$ 285,000	\$ 300,000	73	Install new PAPIs REILs supplemental wind-cones to support operations on Runway 13-31. This is a single phase project with design and construction in the same fiscal year.
Construct Taxiway		O	\$ 2,470,000	\$ 2,600,000	69	Parallel taxiway for Runway 13-31 (3500x25 ADG-I TDG-1B)
Acquire Easements/Land For Approaches		O	\$ 285,000	\$ 300,000	67	Acquire land easement for approaches to Runway 31 RPZ in fee
Construct/Expand Hangar		O	\$ 950,000	\$ 1,000,000	24	6 unit t-hangar. Per FAA Order 5100.38D Table O-3 f. hangar projects may be eligible at nonprimary airports using entitlements. The sponsor must make adequate provisions for financing higher priority airfield projects that are currently required before this revenue-producing work.

**FIVE-YEAR AIRPORT
CAPITAL IMPROVEMENT PROGRAM
(CIP)**

Airport Name: Storm Lake Municipal Airport (SLB)
 Prepared By: Bolton & Menk Inc.
 Date Prepared: Existing - Submitted Fall 2026

Telephone: _____
 Date Approved: _____

Available Entitlement Funds		\$ 600,000	\$ 152,500	\$ 302,500	\$ 452,500	\$ 602,500	\$ 752,500
Available BIL Funds		\$ 526,896					
Project Description	Funding Source	FY 2026 (Go Letter Pending)	FY 2027	FY 2028	FY 2029	FY 2030	FY 2031
Apron Expansion - Construction	Federal	\$ 597,500.00	\$ -	\$ -	\$ -	\$ -	\$ -
	BIL	\$ 572,500.00	\$ -	\$ -	\$ -	\$ -	\$ -
	State	\$ -	\$ -	\$ -	\$ -	\$ -	\$ -
	Local	\$ 130,000.00	\$ -	\$ -	\$ -	\$ -	\$ -
	Total	\$ 1,300,000.00	\$ -	\$ -	\$ -	\$ -	\$ -
PAPIs and REILs (Iowa DOT Funded)	Federal	\$ -	\$ -	\$ -	\$ -	\$ -	\$ -
	BIL	\$ -	\$ -	\$ -	\$ -	\$ -	\$ -
	State	\$ -	\$ 320,000.00	\$ -	\$ -	\$ -	\$ -
	Local	\$ -	\$ 80,000.00	\$ -	\$ -	\$ -	\$ -
	Total	\$ -	\$ 400,000.00	\$ -	\$ -	\$ -	\$ -
Fuel Tank Replacement and Relocation of Cabinets (Iowa DOT Funded)	Federal	\$ -	\$ -	\$ -	\$ -	\$ -	\$ -
	BIL	\$ -	\$ -	\$ -	\$ -	\$ -	\$ -
	State	\$ -	\$ -	\$ 450,000.00	\$ -	\$ -	\$ -
	Local	\$ -	\$ -	\$ 150,000.00	\$ -	\$ -	\$ -
	Total	\$ -	\$ -	\$ 600,000.00	\$ -	\$ -	\$ -
Fuel Tank Removal (Iowa DNR Funded)	Federal	\$ -	\$ -	\$ -	\$ -	\$ -	\$ -
	BIL	\$ -	\$ -	\$ -	\$ -	\$ -	\$ -
	State	\$ -	\$ -	\$ 15,000.00	\$ -	\$ -	\$ -
	Local	\$ -	\$ -	\$ 25,000.00	\$ -	\$ -	\$ -
	Total	\$ -	\$ -	\$ 40,000.00	\$ -	\$ -	\$ -
AWOS Replacement No Road Surface Improvements No Power Improvements RF Communication Only (Iowa DOT Funded)	Federal	\$ -	\$ -	\$ -	\$ -	\$ -	\$ -
	BIL	\$ -	\$ -	\$ -	\$ -	\$ -	\$ -
	State	\$ -	\$ -	\$ -	\$ 262,500.00	\$ -	\$ -
	Local	\$ -	\$ -	\$ -	\$ 87,500.00	\$ -	\$ -
	Total	\$ -	\$ -	\$ -	\$ 350,000.00	\$ -	\$ -
	Federal	\$ -	\$ -	\$ -	\$ -	\$ -	\$ -
	BIL	\$ -	\$ -	\$ -	\$ -	\$ -	\$ -
	State	\$ -	\$ -	\$ -	\$ -	\$ -	\$ -
	Local	\$ -	\$ -	\$ -	\$ -	\$ -	\$ -
	Total	\$ -	\$ -	\$ -	\$ -	\$ -	\$ -
	Federal	\$ -	\$ -	\$ -	\$ -	\$ -	\$ -
	BIL	\$ -	\$ -	\$ -	\$ -	\$ -	\$ -
	State	\$ -	\$ -	\$ -	\$ -	\$ -	\$ -
	Local	\$ -	\$ -	\$ -	\$ -	\$ -	\$ -
	Total	\$ -	\$ -	\$ -	\$ -	\$ -	\$ -
Available Entitlement Funds		\$ 2,500	\$ 152,500	\$ 302,500	\$ 452,500	\$ 602,500	\$ 752,500
Available BIL Funds		\$ (45,604)	\$ -				

Proposed Airport Capital Plan

Estimated Available Entitlement Summary					
	2023 ¹	2024	2025	2026 ²	Total
AIP	\$150,000	\$150,000	\$150,000	\$150,000	\$600,000
IJA ³	\$108,896	\$144,000	\$137,000	\$137,000	\$526,896

You have funds that expire on September 30, 2026

You have funds that expire on September 30, 2026

¹ FFY 2023 AIP Entitlement will expire in FFY 2026

² FFY 2026 AIP Nonprimary Entitlement unknown pending legislation - \$150,000 is assumed for planning

³ IJA Allotment is recalculated each fiscal year (previous FY's amount assumed for planning)

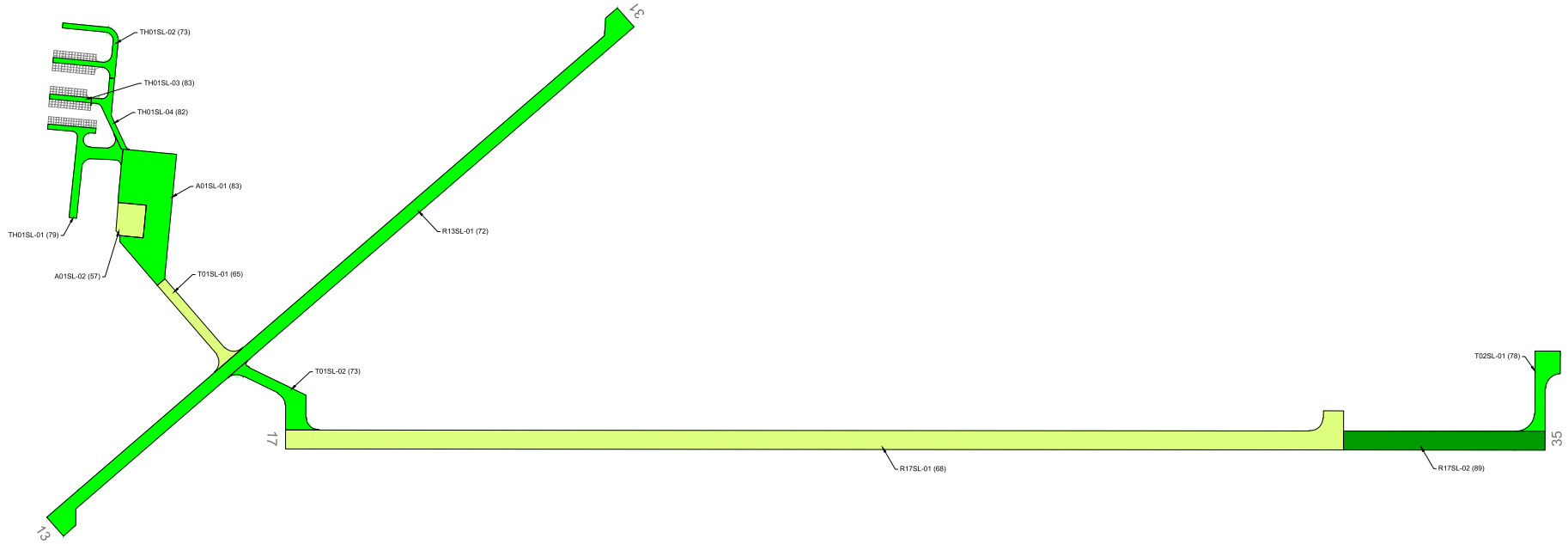
City	Site	LOC	Project Description	Runway	Planned FFY	Federal Share for Project Phase (Typically 90% of Eligible Cost)	Estimated Total Project Cost	NPR	Project Phase	Project Remarks	Details
Storm Lake	Storm Lake Municipal	SLB	Expand Apron		2026	\$ 576,500	\$ 1,389,583	61	3/4	Expand transient apron to the south 100' (~7500 sq yds). ADG B-II aircraft.	Construction [NPE portion]
Storm Lake	Storm Lake Municipal	SLB	Expand Apron		2026	\$ 472,000	\$ 1,389,583	61	4/4	Expand transient apron to the south 100' (~7500 sq yds). ADG B-II aircraft.	BIL AIG - Construction

BILA

Future Projects

Install Runway Visual Guidance System	13/31	O	\$ 285,000	\$ 300,000	73	Install new PAPIs REILs supplemental wind-cones to support operations on Runway 13-31. This is a single phase project with design and construction in the same fiscal year.
Construct Taxiway		O	\$ 2,470,000	\$ 2,600,000	69	Parallel taxiway for Runway 13-31 (3500x25 ADG-I TDG-1B)
Acquire Easements/Land For Approaches		O	\$ 285,000	\$ 300,000	67	Acquire land easement for approaches to Runway 31 RPZ in fee
Construct/Expand Hangar		O	\$ 950,000	\$ 1,000,000	24	6 unit t-hangar. Per FAA Order 5100.38D Table O-3 f. hangar projects may be eligible at nonprimary airports using entitlements. The sponsor must make adequate provisions for financing higher priority airfield projects that are currently required before this revenue-producing work.

FIGURE 8. PCI MAP.



LEGEND	
	BRANCH IDENTIFIER
	SECTION IDENTIFIER
	PCI VALUE
	SECTION BREAK LINE

PAVEMENT CONDITION INDEX	
PCI	Color
95-100	Dark Green
71-95	Light Green
56-70	Yellow-Green
41-55	Yellow
26-40	Orange
11-25	Red-Orange
0-10	Red

		115 W. Main Street, Suite 400 Urbandale, IA 50308 Tel: 217-268-3877 Fax: 217-268-4027	
Robinson Engineering Company <small>Consulting Engineers</small>		819 Second Street NE Independence, Iowa 50644 515-334-7211	
AGENCY: Iowa Department of Transportation Modal Transportation Bureau Storm Lake Municipal Airport Storm Lake, Iowa			
LOCATION: Storm Lake, Iowa			
PAGE TITLE: 2022 Pavement Condition Index Map			
PROJECT DATE:	CREATION DATE:	PROJECT MANAGER:	JOB NUMBER:
OCT. 2022	OCT. 2022	LJR	2021-125-AM01
DRAWING SCALE:	LAST MODIFIED DATE:	REVISED BY:	DRAWN BY:
1"=200'	MAY 2023	DMS	KEW
FILENAME:	LAYOUT NAME/NUMBER:	PAGE NUMBER:	
Storm Lake.dwg	PCI	10	

**FIVE-YEAR AIRPORT
CAPITAL IMPROVEMENT PROGRAM
(CIP)**

Airport Name: Storm Lake Municipal Airport (SLB)
 Prepared By: Bolton & Menk Inc.
 Date Prepared: Existing - Submitted Fall 2026

Telephone: _____
 Date Approved: _____

Available Entitlement Funds		\$ 600,000	\$ 152,500	\$ 302,500	\$ 452,500	\$ 602,500	\$ 752,500
Available BIL Funds		\$ 526,896					
Project Description	Funding Source	FY 2026 (Go Letter Pending)	FY 2027	FY 2028	FY 2029	FY 2030	FY 2031
Apron Expansion - Construction	Federal	\$ 597,500.00	\$ -	\$ -	\$ -	\$ -	\$ -
	BIL	\$ 572,500.00	\$ -	\$ -	\$ -	\$ -	\$ -
	State	\$ -	\$ -	\$ -	\$ -	\$ -	\$ -
	Local	\$ 130,000.00	\$ -	\$ -	\$ -	\$ -	\$ -
	Total	\$ 1,300,000.00	\$ -	\$ -	\$ -	\$ -	\$ -
PAPIs and REILs (Iowa DOT Funded)	Federal	\$ -	\$ -	\$ -	\$ -	\$ -	\$ -
	BIL	\$ -	\$ -	\$ -	\$ -	\$ -	\$ -
	State	\$ -	\$ 320,000.00	\$ -	\$ -	\$ -	\$ -
	Local	\$ -	\$ 80,000.00	\$ -	\$ -	\$ -	\$ -
	Total	\$ -	\$ 400,000.00	\$ -	\$ -	\$ -	\$ -
Fuel Tank Replacement and Relocation of Cabinets (Iowa DOT Funded)	Federal	\$ -	\$ -	\$ -	\$ -	\$ -	\$ -
	BIL	\$ -	\$ -	\$ -	\$ -	\$ -	\$ -
	State	\$ -	\$ -	\$ 450,000.00	\$ -	\$ -	\$ -
	Local	\$ -	\$ -	\$ 150,000.00	\$ -	\$ -	\$ -
	Total	\$ -	\$ -	\$ 600,000.00	\$ -	\$ -	\$ -
Fuel Tank Removal (Iowa DNR Funded)	Federal	\$ -	\$ -	\$ -	\$ -	\$ -	\$ -
	BIL	\$ -	\$ -	\$ -	\$ -	\$ -	\$ -
	State	\$ -	\$ -	\$ 15,000.00	\$ -	\$ -	\$ -
	Local	\$ -	\$ -	\$ 25,000.00	\$ -	\$ -	\$ -
	Total	\$ -	\$ -	\$ 40,000.00	\$ -	\$ -	\$ -
AWOS Replacement No Road Surface Improvements No Power Improvements RF Communication Only (Iowa DOT Funded)	Federal	\$ -	\$ -	\$ -	\$ -	\$ -	\$ -
	BIL	\$ -	\$ -	\$ -	\$ -	\$ -	\$ -
	State	\$ -	\$ -	\$ -	\$ 262,500.00	\$ -	\$ -
	Local	\$ -	\$ -	\$ -	\$ 87,500.00	\$ -	\$ -
	Total	\$ -	\$ -	\$ -	\$ 350,000.00	\$ -	\$ -
	Federal	\$ -	\$ -	\$ -	\$ -	\$ -	\$ -
	BIL	\$ -	\$ -	\$ -	\$ -	\$ -	\$ -
	State	\$ -	\$ -	\$ -	\$ -	\$ -	\$ -
	Local	\$ -	\$ -	\$ -	\$ -	\$ -	\$ -
	Total	\$ -	\$ -	\$ -	\$ -	\$ -	\$ -
	Federal	\$ -	\$ -	\$ -	\$ -	\$ -	\$ -
	BIL	\$ -	\$ -	\$ -	\$ -	\$ -	\$ -
	State	\$ -	\$ -	\$ -	\$ -	\$ -	\$ -
	Local	\$ -	\$ -	\$ -	\$ -	\$ -	\$ -
	Total	\$ -	\$ -	\$ -	\$ -	\$ -	\$ -
Available Entitlement Funds		\$ 2,500	\$ 152,500	\$ 302,500	\$ 452,500	\$ 602,500	\$ 752,500
Available BIL Funds		\$ (45,604)	\$ -				

**FIVE-YEAR AIRPORT
CAPITAL IMPROVEMENT PROGRAM
(CIP)**

Airport Name: Storm Lake Municipal Airport (SLB)

Telephone: _____

Prepared By: Bolton & Menk Inc.

Date Approved: _____

Date Prepared: V1 - Proposed Based on Past Years CIP

Available Entitlement Funds		\$ 600,000	\$ 150,000	\$ 300,000	\$ 450,000	\$ 600,000	\$ 150,000
Available BIL Funds		\$ 526,896					
Project Description	Funding Source	FY 2026 (Go Letter Pending)	FY 2027	FY 2028	FY 2029	FY 2030	FY 2031
Apron Expansion - Construction	Federal	\$ 600,000.00	\$ -	\$ -	\$ -	\$ -	\$ -
	BIL	\$ 570,000.00	\$ -	\$ -	\$ -	\$ -	\$ -
	State	\$ -	\$ -	\$ -	\$ -	\$ -	\$ -
	Local	\$ 130,000.00	\$ -	\$ -	\$ -	\$ -	\$ -
	Total	\$ 1,300,000.00	\$ -	\$ -	\$ -	\$ -	\$ -
PAPIs and REILs (Iowa DOT Funded)	Federal	\$ -	\$ -	\$ -	\$ -	\$ -	\$ -
	BIL	\$ -	\$ -	\$ -	\$ -	\$ -	\$ -
	State	\$ -	\$ 320,000.00	\$ -	\$ -	\$ -	\$ -
	Local	\$ -	\$ 80,000.00	\$ -	\$ -	\$ -	\$ -
	Total	\$ -	\$ 400,000.00	\$ -	\$ -	\$ -	\$ -
Fuel Tank Replacement and Relocation of Cabinets (Iowa DOT Funded)	Federal	\$ -	\$ -	\$ -	\$ -	\$ -	\$ -
	BIL	\$ -	\$ -	\$ -	\$ -	\$ -	\$ -
	State	\$ -	\$ -	\$ 450,000.00	\$ -	\$ -	\$ -
	Local	\$ -	\$ -	\$ 150,000.00	\$ -	\$ -	\$ -
	Total	\$ -	\$ -	\$ 600,000.00	\$ -	\$ -	\$ -
Fuel Tank Removal (Iowa DNR Funded)	Federal	\$ -	\$ -	\$ -	\$ -	\$ -	\$ -
	BIL	\$ -	\$ -	\$ -	\$ -	\$ -	\$ -
	State	\$ -	\$ -	\$ 15,000.00	\$ -	\$ -	\$ -
	Local	\$ -	\$ -	\$ 25,000.00	\$ -	\$ -	\$ -
	Total	\$ -	\$ -	\$ 40,000.00	\$ -	\$ -	\$ -
AWOS Replacement No Road Surface Improvements No Power Improvements RF Communication Only (Iowa DOT Funded)	Federal	\$ -	\$ -	\$ -	\$ -	\$ -	\$ -
	BIL	\$ -	\$ -	\$ -	\$ -	\$ -	\$ -
	State	\$ -	\$ -	\$ -	\$ 262,500.00	\$ -	\$ -
	Local	\$ -	\$ -	\$ -	\$ 87,500.00	\$ -	\$ -
	Total	\$ -	\$ -	\$ -	\$ 350,000.00	\$ -	\$ -
Parallel Taxiway for Runway 17/35 <i>Partial Parallel or Full Parallel - Likely going to be discretionary regardless if partial parallel from turnaround to turnaround.</i>	Federal	\$ -	\$ -	\$ -	\$ -	\$ 1,440,000.00	\$ -
	BIL	\$ -	\$ -	\$ -	\$ -	\$ -	\$ -
	State	\$ -	\$ -	\$ -	\$ -	\$ -	\$ -
	Local	\$ -	\$ -	\$ -	\$ -	\$ 160,000.00	\$ -
	Total	\$ -	\$ -	\$ -	\$ -	\$ 1,600,000.00	\$ -
	Federal	\$ -	\$ -	\$ -	\$ -	\$ -	\$ -
	BIL	\$ -	\$ -	\$ -	\$ -	\$ -	\$ -
	State	\$ -	\$ -	\$ -	\$ -	\$ -	\$ -
	Local	\$ -	\$ -	\$ -	\$ -	\$ -	\$ -
	Total	\$ -	\$ -	\$ -	\$ -	\$ -	\$ -
Available Entitlement Funds		\$ -	\$ 150,000	\$ 300,000	\$ 450,000	\$ -	\$ 150,000
Available BIL Funds		\$ (43,104)					

*Project Estimates will be verified after discussion of priorities and before finalizing the CIP. The estimates utilized in the discussions are placeholders until validated

Staff Summary

10/13/2025
Agenda Item # B.6.



City of Storm Lake
PO Box 1086
Storm Lake, IA 50588
p (712) 732-8000
f (712) 732-4114

REPORT TO: Commissioners

FROM: Tyler Gibbins, Finance Director

SUBJECT: **Administration Report**

BACKGROUND: Here is the monthly report from City Administration. The majority, if not all, of the items here are for your information and require no action on behalf of the commission.

Apron Construction Design Project
BMI to provide any update to the Commission.

FISCAL IMPACT: N/A

RECOMMENDATION: Review the Report and Ask Questions, If Any.

ATTACHMENTS:

1. 2024 ACIP Submittal

**FEDERAL AIRPORT IMPROVEMENT PROGRAM (AIP)
PREAPPLICATION CHECKLIST**

Please attach the following documents with your application.

- Sponsor Identification Sheet for the Airport
- Capital Improvement Program (CIP) Data Sheet (one for each project listed in the first three years of the CIP) and detailed cost estimate for each data sheet
- Five-Year CIP
- Long-Range Needs Assessment
- Verification of an updated airport layout plan (ALP) (when applying for new construction of buildings or airfield expansion)
- Verification of completed environmental processing in accordance with National Environmental Policy Act of 1969
- Verification of completed land acquisition or signed purchase agreement
- Verification of pavement maintenance program (when applying for pavement preservation or reconstruction)
- If requesting federal assistance for snow removal equipment, please include an inventory of the existing equipment and calculations based on Chapters 4 and 5 of the Airport Winter Safety and Operations Advisory Circular (AC) 150/5200-30 and the Airport Snow and Ice Control Equipment AC 150/5220-20 showing the minimum equipment needed, along with the Airport Capital Improvement Plan (ACIP) Data Sheet, include a copy of a completed Federal Aviation Administration's snow removal equipment spreadsheet.
- If requesting federal assistance for general aviation apron expansion, include a copy of a completed FAA apron design spreadsheet.
- If requesting pavement reconstruction, submit an engineering report showing the need for the reconstruction as part of the CIP justification.
- For revenue-producing facilities (i.e., fueling facilities and hangars), please submit:
 - 1) A statement that airside development needs are met or include a financial plan to fund airside needs over the next three years.
 - 2) A statement that runway approach surfaces are clear of obstructions (the FAA Airport 5010 should show at least a 20:1 clear approach).
 - 3) Justification for the project.
- System for Award Management (SAM) registration is up to date (www.sam.gov)

Please e-mail this form with supporting documents identified in the checklist to shane.wright@iowadot.us.

Attn.: Program Manager
Aviation Bureau
Iowa Department of Transportation
800 Lincoln Way
Ames, IA 50010

E-mail: shane.wright@iowadot.us
FAX: 515-233-7983
Phone: 515-239-1048

AIRPORT SPONSOR IDENTIFICATION SHEET

***** PLEASE ONLY SUBMIT IT YOU HAVE CHANGES FROM PREVIOUS YEAR. *****

Airport Name: Storm Lake Municipal

Airport sponsor(s) Name: City of Storm Lake

Contact Person: Keri Navratil

Title: City Manager

Email Address: navratil@stormlake.org

Physical Mailing Address: 620 Erie Street

P.O. Box (if applicable): PO Box 1086

City: Storm Lake

State: Iowa

ZIP Code: 50588

Phone: (712) 732-8000

U.S. Congressional District Number: 4

Tax Identification Number: 42-605255

Dun and Bradstreet Number (DUNS): 0509500540000

You **must** have a current System for Award Management (SAM) registration to receive a grant.
Register at:]

Please email (PDF) your completed preapplication, Capital Improvement Program (CIP), long-range needs assessment, signed CIP data sheets, and all supporting documents to your state agency and Federal Aviation Administration planner at jeff.deitering@faa.gov.

**FIVE-YEAR AIRPORT
CAPITAL IMPROVEMENT PROGRAM (CIP)**

Attach additional sheets if necessary.

Airport Name, LOCID, City, State: Storm Lake Municipal, SLB, Storm Lake, Iowa

Prepared by: Bolton & Menk, Inc.

Sponsor's E-mail: navratil@stormlake.org

Date Prepared: December 16, 2024

Sponsor's Signature: _____

Sponsor's Phone: (712) 732-8000

Printed Name: Keri Navratil

FY	Detailed Project/Scope Description	Funding Source	Total Estimated Cost
2026	Apron Expansion - Construction	Federal: \$ BIL: \$ State: \$ Local: \$ Total: \$	597,500.00 572,500.00 130,000.00 1,300,000.00
2027	PAPIs and REILs (Iowa DOT Funded)	Federal: \$ BIL: \$ State: \$ Local: \$ Total: \$	320,000.00 80,000.00 400,000.00
2028	Fuel Tank Replacement and Relocation of Cabinets (Iowa DOT Funded)	Federal: \$ BIL: \$ State: \$ Local: \$ Total: \$	450,000.00 150,000.00 600,000.00
2028	Fuel Tank Removal (Iowa DNR Funded)	Federal: \$ BIL: \$ State: \$ Local: \$ Total: \$	15,000.00 25,000.00 40,000.00
2029	AWOS Replacement (No Road Surface Improvements; No Power Improvements; RF Communication Only) (Iowa DOT Funded)	Federal: \$ BIL: \$ State: \$ Local: \$ Total: \$	262,500.00 87,500.00 350,000.00

**LONG-RANGE NEEDS ASSESSMENT
YEARS SIX TO 20**

Attach additional sheets if necessary.

Airport name Storm Lake Municipal Airport (SLB)

Estimated FY	Description of project	Funding source		Total estimated cost
	Runway 17/35 Parallel Taxiway	Federal	\$	
		BIL	\$	
		State	\$	
		Local	\$	
		Total	\$	
	Runway 13/31 Nav aids	Federal	\$	270,000.00
		BIL	\$	
		State	\$	
		Local	\$	30,000.00
		Total	\$	300,000.00
	Construct Hangar	Federal	\$	
		BIL	\$	
		State	\$	
		Local	\$	
		Total	\$	
	Approaches for Runway 13/31	Federal	\$	270,000.00
		BIL	\$	
		State	\$	
		Local	\$	30,000.00
		Total	\$	300,000.00
		Federal	\$	
		BIL	\$	
		State	\$	
		Local	\$	
		Total	\$	

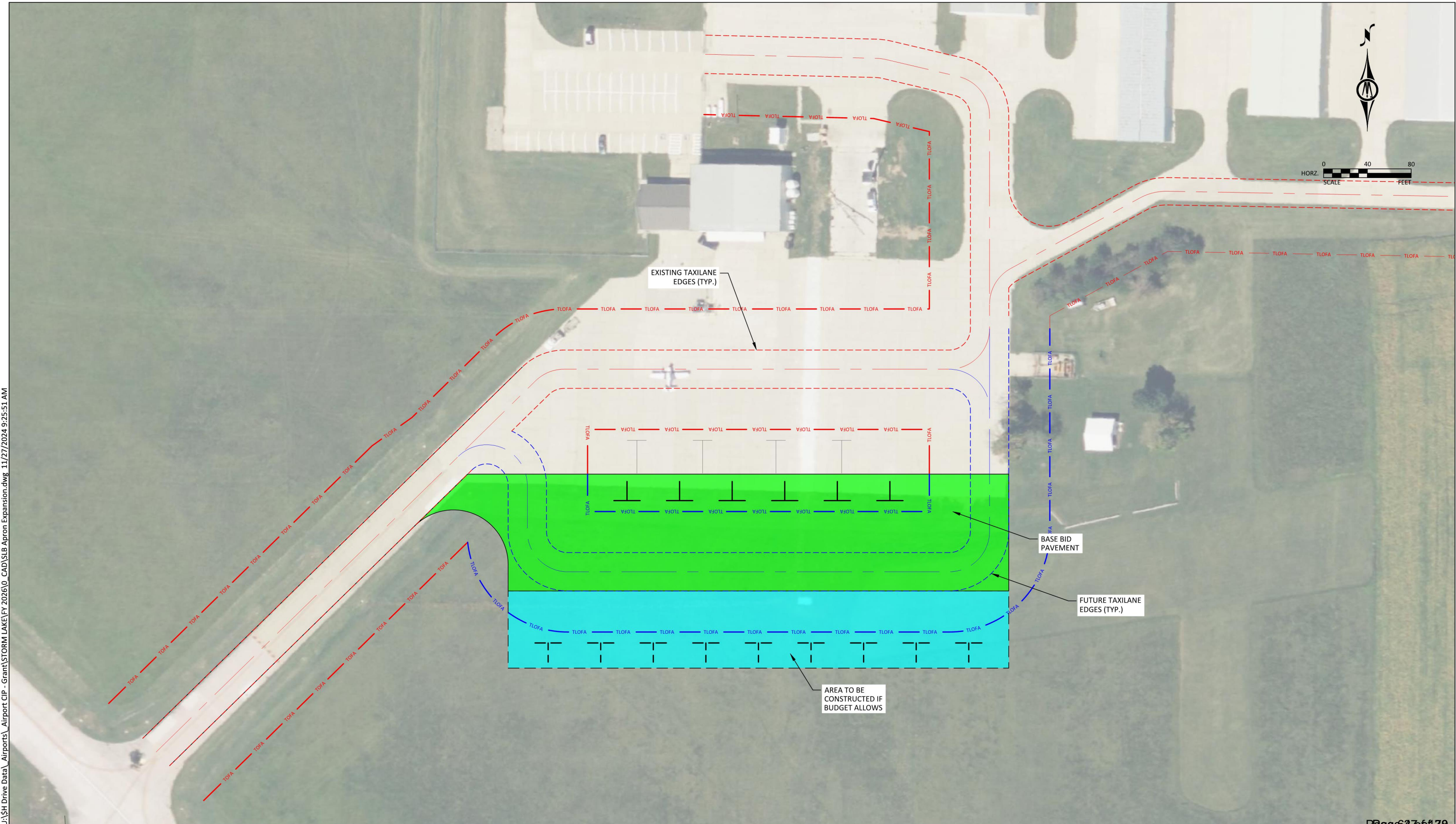
SEE INSTRUCTIONS TO COMPLETE THIS INFORMATION			
Airport Name, LOCID, City, State:	Storm Lake Municipal Airport, SLB, Storm Lake, Iowa		
AIP Project Type:	Apron Expansion – Construction		
Local Priority:	1 - Very High	Fed. Share (AIP):	\$ 597,500.00
FFY Requested:	2026	Fed. Share (BIL-AIG):	\$ 572,500.00
NEPA Determination:	See Below	State Share:	\$ 0.00
Provide Detailed Project Scope and Justification Below. You must attach a sketch/drawing (on a separate sheet) that clearly identifies the scope of the project.		Local Share:	\$ 130,000.00
		Total Project Cost:	\$ 1,300,000.00
<p>Project Description: This project is the construction phase for the project to expand the existing apron at the Storm Lake Municipal Airport.</p> <p>Justification: Due to the configuration of the existing apron, the apron is congested. The existing space available for parking aircraft is on the southside of the apron. The fuel system is located near the corner of the apron where the connecting taxiway enters the apron.</p> <p>When an aircraft is fueling, there is not enough room for aircraft to taxi to the runway or onto the apron. Expansion of the apron will provide the ability to provide multiple access points to the connecting taxiway and allow for safe parking of aircraft, ability to fuel aircraft, and provide access to/from the runways.</p> <p>ALP Verification: The proposed improvements are shown on the current ALP.</p> <p>NEPA Categorical Exclusion or Date of Environmental Determination: The proposed improvements are CE per FAA Order 1050.1F paragraphs 5-6.4.e.</p> <p>Clear Approaches per FAA AC 150/5300-13 and FAA Order 8260.3: Approaches are clear.</p> <p>Property Ownership: All land needed for this project is currently owned by the airport as shown in the current exhibit A.</p>			
SPONSOR SIGNATURE BLOCK			
Signature:		Date:	12/16/2024
Printed Name:	Keri Navratil	Title:	City Manager
Phone Number:	(712) 732-8000	Email:	navratil@stormlake.org



Real People. Real Solutions.

APRON EXPANSION - CONSTRUCTION

No.	ITEM	QTY	UNIT	UNIT PRICE	TOTAL	Federal 90%	State 0%	Local 10%
1	MOBILIZATION	1	LS	\$ 98,000.00	\$ 98,000.00	\$ 88,200.00	\$ -	\$ 9,800.00
2	TRAFFIC CONTROL	1	LS	\$ 5,000.00	\$ 5,000.00	\$ 4,500.00	\$ -	\$ 500.00
3	CONSTRUCTION SURVEY	1	LS	\$ 7,500.00	\$ 7,500.00	\$ 6,750.00	\$ -	\$ 750.00
4	CONTRACTOR'S QUALITY CONTROL PROGRAM	1	LS	\$ 5,000.00	\$ 5,000.00	\$ 4,500.00	\$ -	\$ 500.00
5	SWPPP PREPARATION AND MANAGEMENT	1	LS	\$ 5,000.00	\$ 5,000.00	\$ 4,500.00	\$ -	\$ 500.00
6	UNCLASSIFIED EXCAVATION	2,500	CY	\$ 8.00	\$ 20,000.00	\$ 18,000.00	\$ -	\$ 2,000.00
7	BORROW MATERIAL, OFF SITE	1,500	CY	\$ 25.00	\$ 37,500.00	\$ 33,750.00	\$ -	\$ 3,750.00
8	REMOVE AND REPLACE UNSUITABLE MATERIAL	250	CY	\$ 45.00	\$ 11,250.00	\$ 10,125.00	\$ -	\$ 1,125.00
9	TOPSOIL STRIP, SALVAGE AND RESPREAD	3,000	CY	\$ 15.00	\$ 45,000.00	\$ 40,500.00	\$ -	\$ 4,500.00
10	CEMENT TREATED SUBGRADE, 12"	7,500	SY	\$ 6.00	\$ 45,000.00	\$ 40,500.00	\$ -	\$ 4,500.00
11	CEMENT, 8%	400	TON	\$ 250.00	\$ 100,000.00	\$ 90,000.00	\$ -	\$ 10,000.00
12	RECYLCED CONCRETE AGGREGATE SUBBASE, 6"	7,750	SY	\$ 20.00	\$ 155,000.00	\$ 139,500.00	\$ -	\$ 15,500.00
13	PCC PAVEMENT, 6"	7,250	SY	\$ 80.00	\$ 580,000.00	\$ 522,000.00	\$ -	\$ 58,000.00
14	PAVEMENT MARKINGS, SOLID YELLOW	875	SF	\$ 3.00	\$ 2,625.00	\$ 2,362.50	\$ -	\$ 262.50
15	AIRCRAFT TIE-DOWNS	18	EA	\$ 750.00	\$ 13,500.00	\$ 12,150.00	\$ -	\$ 1,350.00
16	SUBDRAIN, 6"	1,550	LF	\$ 35.00	\$ 54,250.00	\$ 48,825.00	\$ -	\$ 5,425.00
17	SUBDRAIN CLEANOUTS	4	EA	\$ 1,000.00	\$ 4,000.00	\$ 3,600.00	\$ -	\$ 400.00
18	CONNECTION TO EXISTING TILE	2	EA	\$ 1,500.00	\$ 3,000.00	\$ 2,700.00	\$ -	\$ 300.00
19	TAXIWAY EDGE LIGHT, MITL	3	LF	\$ 1,750.00	\$ 5,250.00	\$ 4,725.00	\$ -	\$ 525.00
20	2" PVC/HDPE CONDUIT, INCLUDING TRENCHING	650	LF	\$ 7.00	\$ 4,550.00	\$ 4,095.00	\$ -	\$ 455.00
21	2" PVC/HDPE CONDUIT, CONCRETE ENCASED, INCLUDING TRENCHING	150	LF	\$ 45.00	\$ 6,750.00	\$ 6,075.00	\$ -	\$ 675.00
22	#6 AWG, SOLID, BARE COPPER COUNTERPOISE WIRE, W/ GROUND RODS	800	LF	\$ 3.00	\$ 2,400.00	\$ 2,160.00	\$ -	\$ 240.00
23	#6 AWG, 600V, TYPE C CABLE, IN CONDUIT	1,600	LF	\$ 2.00	\$ 3,200.00	\$ 2,880.00	\$ -	\$ 320.00
24	#6 AWG, 600V EQUIPMENT GROUND, TYPE C CABLE, IN CONDUIT	800	LF	\$ 2.00	\$ 1,600.00	\$ 1,440.00	\$ -	\$ 160.00
25	#8 AWG, 5KV, L-824 TYPE C CABLE, IN CONDUIT	3,200	LF	\$ 2.00	\$ 6,400.00	\$ 5,760.00	\$ -	\$ 640.00
26	L-867 9 CAN PLAZA	1	EA	\$ 20,000.00	\$ 20,000.00	\$ 18,000.00	\$ -	\$ 2,000.00
27	ELECTRICAL REMOVALS	1	LS	\$ 7,500.00	\$ 7,500.00	\$ 6,750.00	\$ -	\$ 750.00
28	MISCELLANEOUS CONSTRUCTION	1	LS	\$ 47,725.00	\$ 47,725.00	\$ 42,952.50	\$ -	\$ 4,772.50
Subtotal					\$ 1,297,000.00	\$ 1,167,300.00	\$ -	\$ 129,700.00
ESTIMATED CITY ADMINISTRATION					\$ 3,000.00	\$ 2,700.00	\$ -	\$ 300.00
APRON EXPANSION - CONSTRUCTION					\$ 1,300,000.00	\$ 1,170,000.00	\$ -	\$ 130,000.00



U:\SH Drive Data\Airports\Airport CIP - Grant\STORM LAKE\FY 2026\0_CAD\SIB Apron Expansion.dwg 11/27/2024 9:25:51 AM

Apron Size Calculations for Transient Aircraft

Airport Storm Lake Municipal Airport
Location Storm Lake, Iowa

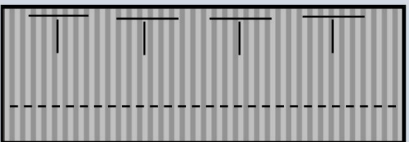
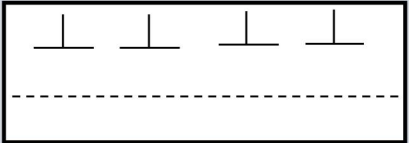

Existing Apron
 # square yards → 10561

Calculations are based upon guidance established within Appendix 5 to AC 150/5300-13. User may calculate size of apron based upon total annual ops or user may develop an estimate of annual operations based upon number of based aircraft.

	<u>Based Aircraft</u>	OR	<u>Total Annual Ops</u>
1. Calculate the total annual operations			
Enter number of based aircraft →	<input style="width: 60px;" type="text" value="36"/>		
Enter number of operations per aircraft ¹ →	<input style="width: 60px;" type="text" value="350"/>		
Total Annual Operations →	12,600		12,600
2. Busiest Month (% of Annual Ops) ²			
Enter % of Annual Ops that occur in busiest month →	<input style="width: 60px;" type="text" value="20"/>		
Busiest Month Operations →	2,520		2,520
3. Busiest Day (10% > Avg Day)			
Enter Busiest Month (e.g. August) →	<input style="width: 60px;" type="text" value="Jun"/>		
Avg Day Busy Month →	84		84
Busiest Day 10% > avg. day →	92		92
4. # Itinerant Aircraft			
Enter % of Itinerant Operations ³ →	<input style="width: 60px;" type="text" value="60"/>		
# Itinerant Aircraft operations →	55		55
# Itinerant Aircraft Landing Operations →	28		28
Enter % of Itinerant Operations on ground →	<input style="width: 60px;" type="text" value="50"/>		
# Itinerant AC on ground (assume 50%) →	14		14
5. Apron area			
# square yards per aircraft ⁴ →	<input style="width: 60px;" type="text" value="1075"/>		
Apron Area (sq yds) →	14,900		14,900
6. Planned Apron (10% >)			
# square yards →	16,389		16,389

NOTES:

- Ops/Based Aircraft:
 Small GA-250 Med GA-350 Reliever-450 Busy Reliever-750
- Amount of activity can be determined from fuel sales or from actual operations counts. For example if month with highest fuel sales accounts for 20% of annual sales, use 20% of annual as busy month. If actual traffic counts available, use those.
- Assume 50% of operations are itinerant if no records are available.
- Planning areas shown assume 10' clearance between wingtips. Taxilane @ edge places taxilane on edge of apron.
- Users requiring assistance or reasonable accommodation may contact the FAA Central Region at 816-329-2600.



	w/o Taxilane	w/Taxilane @ edge	w/Taxilane
Apron Area			
Group I	360	755	960
Group II	490	1,075	1,385